

Reading changes everything

Teach a child to read and keep that child reading and we will change everything.


And I mean everything.

Jeanette Winterson



Tudor Grange Primary Academy
Perdiswell

Phonics Workshop



English alphabetic code

- 44 sounds
- 26 letters
- Over 150+ graphemes (letter combinations)

One of the most complex alphabetic codes in the world.

What is phonics?


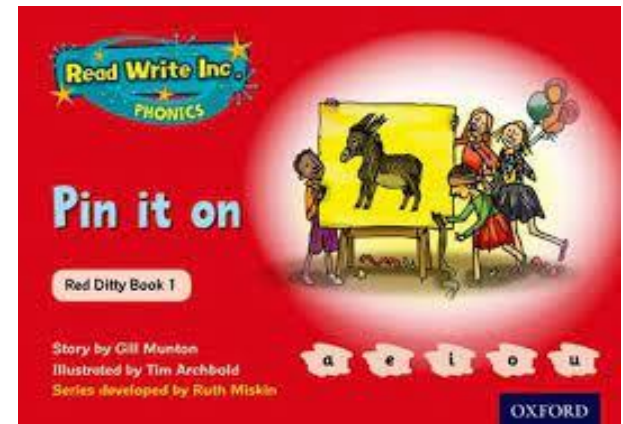
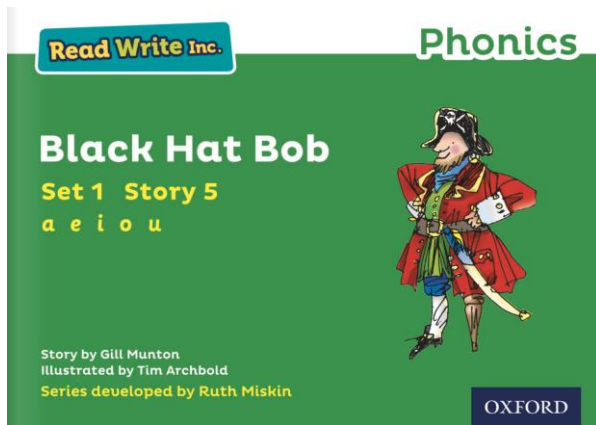
All words are made up of individual sounds. These sounds are blended together to form words.

mat

ship

Who is Read Write Inc. for?



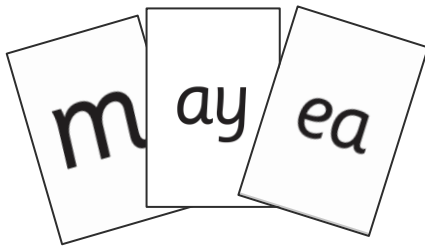
Phonics is for children in Reception, Y1 and Y2 who are learning to read.



Meet Fred



Read Write Inc. Phonics daily lessons



'Special Friends', 'Fred Talk'

1.6

ship

Black Hat Bob

Black Hat Bob
is on his ship.

This is his peg leg.



Sounds + blending = word reading



+



=

sat

Teach spelling using Fred Fingers



Three reads



Pin it on


Introduction
In this story, some children are playing a game called 'Pin the tail on the donkey'. They are blindfolded, and need to attach the tail to the right place. Let's see how they do!

pin it on



not on its leg

4



"Snatchosaurus is a very dangerous dinosaur," she said.
"So it's obvious! We need to find an *even more* dangerous dinosaur to catch him!"

"But where can we find a dinosaur like that?" asked Stegosaurus, cautiously.

"We will make one!" came the reply.

So they got out their scissors, and their pencils, and their paper, and their card, and their paints, and their sticky tape ... and they made ... a Catchasnatchosaurus!
And the famous Snatchosaurus was never seen again!

15

Red Words

I

said

This is Red Hat Rob.



“I will grab that cash box,” he said.

What will children bring home?

QR Codes



Blending books



Ditty Sheets



Storybooks



Progress groups

“Reading is a journey, not a race”

- Group children by phonic stages.
- Teach to the group’s challenge level.
- Re-assess all children every half term.

One-to-one tutoring – ‘keep up, not catch up!’



Reception End of Year Expectations

Consonant sounds – stretchy

f	l	m	n	r	s	v	z	sh	th	ng
										nk

Consonant sounds – bouncy

b	c	d	g	h	j	p	qu	t	w	x	y	ch
	k											

Vowel sounds – bouncy

a	e	i	o	u	ay	ee	igh	ow
---	---	---	---	---	----	----	-----	----

Vowel sounds – stretchy

Vowel sounds – stretchy

oo	oo	ar	or	air	ir	ou	oy
----	----	----	----	-----	----	----	----



What can I do?

1. Use pure sounds rather than letter names.
2. Play Fred Games.
3. Use Fred Talk to help your child to read and spell words.
4. Listen to your child read their Storybook every day.
5. Watch the Virtual Classroom films together.
6. Read stories to your child every day.

Fred Games



Any questions?

